

Modular Cooking Range Line thermaline 85 - 400 mm Closed Work top, 1 Side with Backsplash

ITEM # _____

MODEL # _____

NAME # _____

SIS # _____

AIA # _____


588563 (MBNABDDOOO)

 Closed Work Top, one-side
operated with backsplash

Short Form Specification

Item No.

Closed work top, 400 mm wide, constructed according to DIN 18860_2 with 20 mm drop nose top. Internal frame for heavy duty sturdiness in stainless steel. 2 mm top in 1.4301 (AISI 304). Flat surface construction, easily cleanable. THERMODUL connection system enables seamless worktop when units are connected and avoids soil penetrating. IPX5 water resistant certification.

Configuration: One side operated top with backsplash. The base needs to be supplied by the factory. Please include appropriate base.

Main Features

- All major components may be easily accessed from the front.
- THERMODUL connection system creates a seamless work top when units are connected to each other thus avoiding soil penetrating vital components and facilitating the removal of units in case of replacement or service.

Construction

- IPX5 water resistance certification.
- 2 mm top in 1.4301 (AISI 304).
- Flat surface construction with minimal hidden areas to easily clean all surfaces
- Internal frame for heavy duty sturdiness in 1.4301 (AISI 304).
- Unit constructed according to DIN 18860_2 with 20 mm drop nose top.

Optional Accessories

- Connecting rail kit for appliances with backsplash, 850mm PNC 912498 ☐
- Portioning shelf, 400mm width PNC 912522 ☐
- Portioning shelf, 400mm width PNC 912552 ☐
- Folding shelf, 300x850mm PNC 912579 ☐
- Folding shelf, 400x850mm PNC 912580 ☐
- Fixed side shelf, 200x850mm PNC 912586 ☐
- Fixed side shelf, 300x850mm PNC 912587 ☐
- Fixed side shelf, 400x850mm PNC 912588 ☐
- Back panel, 400x700mm, for units with backsplash PNC 913009 ☐
- Endrail kit, flush-fitting, with backsplash, left PNC 913115 ☐
- Endrail kit, flush-fitting, with backsplash, right PNC 913116 ☐
- Endrail kit (12.5mm) for thermaline 85 units with backsplash, left PNC 913206 ☐
- Endrail kit (12.5mm) for thermaline 85 units with backsplash, right PNC 913207 ☐
- U-clamping rail for back-to-back installations with backsplash (to be ordered as S-code) PNC 913226 ☐
- Insert profile, d=850mm PNC 913231 ☐
- Stainless steel side panel (12,5mm), 850x400mm, left side, wall mounted PNC 913632 ☐
- Stainless steel side panel (12,5mm), 850x400mm, right side, wall mounted PNC 913633 ☐
- Stainless steel side panel (12,5mm), 850x400mm, flush-fitting, left side, wall mounted PNC 913634 ☐
- Stainless steel side panel (12,5mm), 850x400mm, flush-fitting, right side, wall mounted PNC 913635 ☐
- Additional wall mounting fixation - US PNC 913640 ☐

APPROVAL: _____



Electrolux
PROFESSIONAL

**Modular Cooking Range Line
thermaline 85 - 400 mm Closed
Work top, 1 Side with Backsplash**

- Wall mounting kit top - TL85/90 -
Factory Fitted

PNC 913648 ☐

**Modular Cooking Range Line
thermaline 85 - 400 mm Closed Work top, 1 Side with Backsplash**

The company reserves the right to make modifications to the products
without prior notice. All information correct at time of printing.

2025.05.08




Electrolux
PROFESSIONAL

Modular Cooking Range Line thermaline 85 - 400 mm Closed Work top, 1 Side with Backsplash

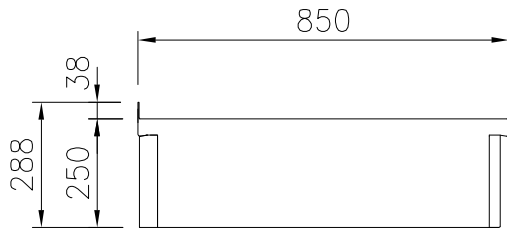
Key Information:

External dimensions, Width:	
588563 (MBNABBD000)	400 mm
External dimensions, Depth:	850 mm
External dimensions, Height:	250 mm
Net weight:	16 kg

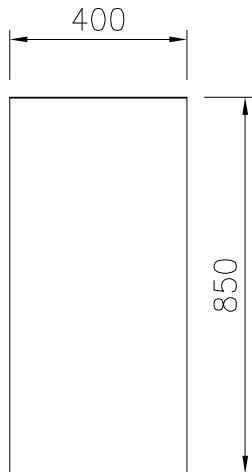
Front



Side



Top



Modular Cooking Range Line
thermaline 85 - 400 mm Closed Work top, 1 Side with Backsplash

The company reserves the right to make modifications to the products
without prior notice. All information correct at time of printing.

2025.05.08